

# ABRA<sup>®</sup> Adhesive

Timely healing of surgical wounds is essential to care

## Topical Atraumatic Traction for Open Wounds

ABRA Adhesive provides non-invasive closure of retracted skin defects. A sound primary closure replaces skin grafting and the associated rehabilitation, pain, and loss of function.

ABRA Adhesive is indicated for use in controlling, reducing, or closing retracted soft tissue defects. Application can occur bedside without trauma or the need for anesthesia. The adhesive is strong but gentle on skin, allowing for distribution of traction over a large surface area.

### Results at a Glance\*

#### Example One

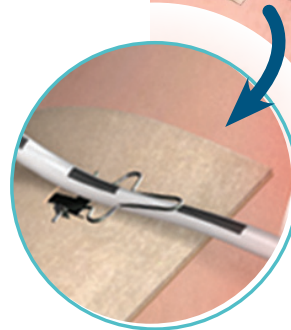
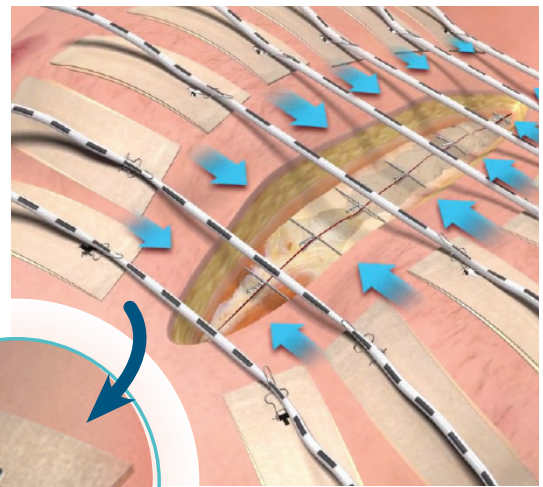


ABRA Adhesive used to close a fasciotomy wound.

#### Example Two



ABRA Adhesive used to close a sternal wound.



### CWM02A ABRA Adhesive Skin Closure Set

#### PACK

1. Small Adhesive Anchors (2/pack)
2. 50 cm Silicone Elastomer (1/pack)

10 packs/set

\* These cases contain the opinions of and personal techniques practiced by the treating physician. The techniques presented herein are for informational purposes only. The decision of which techniques to use in a particular clinical application lies with the physician based on patient profile, particular circumstances surrounding the procedure, and previous clinical experiences.

# A Dynamic Tissue Systems® Solution

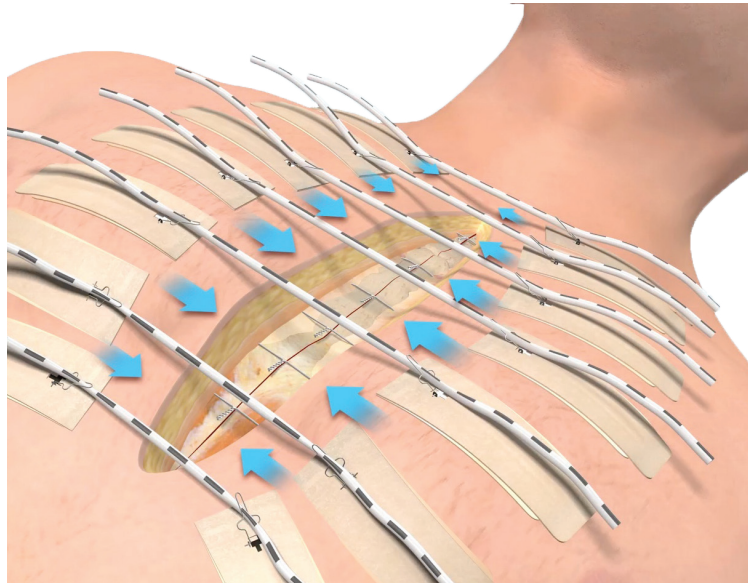
Open wounds impose serious clinical consequences

## Dynamic Action

Gentle, unrelenting dynamic appositional forces (cyclic stretching) counters the retracting forces that keep wounds open.

How? Cyclic stretching of tissue facilitates collagen fiber rotation, increasing skin coverage.<sup>1</sup> Continued cyclic stretching leads to constructive remodeling including tissue generation and adaptation.

Unlike static devices, dynamic therapeutic tension rapidly addresses the challenge of the retracted, stable wound. Therapeutic tension addresses the inertia required to return wound edges back to their original position for delayed primary closure.



## Retracted Wounds

Open wounds retract laterally due to the inherent mechanical properties of tissue, increasing the degree of difficulty and time to definitive closure. A long-standing retracted open wound is not necessarily a permanent defect.

ABRA Adhesive can return tissue back to its closed system state with normal functional tension.

---

Dynamic Wound  
Closure

Retraction  
Prevention

Tissue Support  
and Expansion

---

1. Johnson, TM, Lowe, L, Brown, MD, Sullivan, MJ, & Nelson, BR. Histology and physiology of tissue expansion. The Journal of dermatologic surgery and oncology. 1993; 19(12):1074-1078.



Dynamic Tissue Systems

Respiratory

Surgical

Blades & Scalpels

Southmedic Inc.,  
50 Alliance Blvd.,  
Barrie, ON  
Canada L4M 5K3

www.dynamictissuesystems.com  
705-726-9383  
1-800-463-7146 Toll free in North America  
contactus@southmedic.com